

## WARRANTY

Sper Scientific warrants this product against defects in materials and workmanship for period of **five (5) years** from the date of purchase and agrees to repair or replace any defective unit without charge. If your model has since been discontinued, an equivalent Sper Scientific product will be substituted, if available. This warranty does not cover probes, batteries, battery leakage, or damage resulting from accident, tampering, misuse, or abuse of the product. Opening the meter to expose its electronics will void the warranty.

To obtain warranty service, ship the unit postage prepaid to:

SPER SCIENTIFIC LTD.  
8281 E. Evans Rd, Suite #103  
Scottsdale, AZ 85260

The defective unit must be accompanied by a description of the problem and your return address. Register your product online at [www.sperwarranty.com](http://www.sperwarranty.com) within 10 days.

rev. 5/20/2019

# Humidity & Temperature Monitors

## 800015, 800016 & 800027

## Instruction Manual

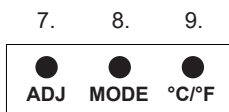
# SPER SCIENTIFIC

Environmental Measurement Instruments

## 800015 - RH/Temp. Monitor w/ Remote



(buttons on back)




### Specifications

	Range	Res.	Accuracy
Temp In	0-50°C (32-122°F)	0.1°C/°F	±1°C (±2°F)
Temp Out	-50-70°C (-58-158°F)	0.1°C/°F	±1°C (±2°F)
RH In/Out	10 - 99%	1%	±5%

### Features, Buttons & Operation

- Indoor Temperature Reading
- Outdoor (remote) Temperature Reading
- Indoor Humidity (RH) Reading
- Clock / Alarm Display- Selectable 12 or 24 hour system
- Min/Max Button:
  - Press **MIN/MAX** to display the maximum temperature and maximum humidity.
  - Press **MIN/MAX** again to display the minimum temperature and minimum humidity.
- Reset Button:
  - Press **RESET** while in the MIN/MAX display to clear the MIN and MAX temperature & humidity values.
- Adj Button:
  - Press to select 12/24 hour system when clock is displayed.
- Mode Button:
  - Press >3 sec. to enter clock setup, press **ADJ** to change minutes, press **MODE** to move to hours, press **ADJ** to change hours, press **MODE** again to exit clock setup.
  - Press to change clock display to show alarm time (indicated by the symbol). When alarm time is displayed, press **MODE** >3 sec. to enter alarm setup, press **ADJ** to change minutes, press **MODE** to move to hours, press **ADJ** to change hours, press **MODE** again to exit alarm setup.
  - To turn off/on the alarm, change the press **MODE** to show the alarm time, and then press **ADJ**. indicates the alarm is on.
- °C/°F Button: Selectable °C/°F display.

## 800016 - Humidity/Temp. Monitor



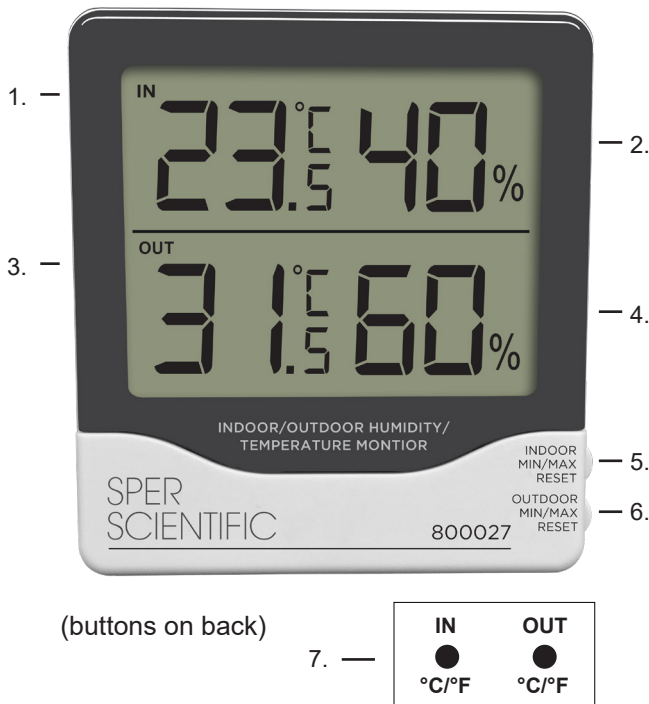
### Features, Buttons & Operation

1. Temperature Reading
2. Humidity (RH) Reading
3. Comfort Indicators
  - ☺ Comfort: 50% to 70% humidity at 20 to 27°C
  - ☹ Wet: > 70% humidity, any temperature
  - ☹ Dry: < 50% humidity, any temperature
4. Min/Max Button:
  - Press **MIN/MAX** to display the maximum temperature and maximum humidity.
  - Press **MIN/MAX** again to display the minimum temperature and minimum humidity.
5. Reset Button:
  - Press **RESET** while in the MIN/MAX display to clear the MIN and MAX temperature & humidity values.
6. °C/°F Button: Selectable °C/°F display.

### Specifications

	Range	Resolution	Accuracy
Temp	-50 - 70°C (-58 - 158°F)	0.1°C/°F	±1°C (±2°F)
RH	10 - 99%	1%	±5%

## 800027 - Indoor/Outdoor Humidity/Temp. Monitor



### Features, Buttons & Operation

1. Indoor Temperature Reading
2. Indoor Humidity (RH) Reading
3. Outdoor (remote) Temperature Reading
4. Outdoor (remote) Humidity (RH) Reading
5. Indoor Min/Max Reset Button:
  - Press **MIN/MAX** to display the MAX indoor temperature and MAX indoor RH values. (Press >3 secs while viewing MAX values to clear.)
  - Press **MIN/MAX** again to display the MIN indoor temperature and MIN indoor RH values. (Press >3 secs while viewing MIN values to clear.)
6. Outdoor Min/Max Reset Button:
  - Press **MIN/MAX** to display the MAX outdoor temperature and MAX indoor RH values.
  - Press **MIN/MAX** again to display the MIN outdoor temperature and MIN indoor RH values.
7. In / Out °C/°F Buttons: Selectable °C/°F display.

### Specifications

	Range	Res.	Accuracy
Temp In	0-50°C (32-122°F)	0.1°C/°F	±1°C (±2°F)
Temp Out	-50-70°C (-58-158°F)	0.1°C/°F	±1°C (±2°F)
RH In/Out	10 - 99%	1%	±5%